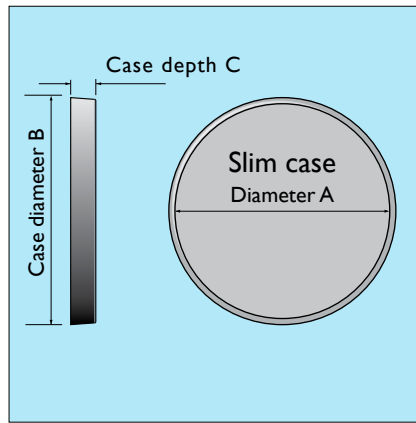




Deep case with backlit Roman Skeleton dial.



Slim case dimensions.



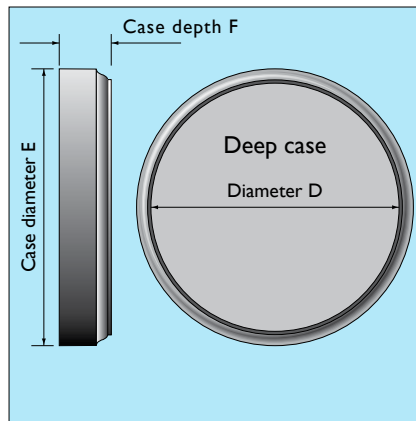
Slim case with non-backlit MIDDLETON dial incorporating client's logo and lettering.

Clock cases

Housings for wall mounting or a 2-dial back-to-back configuration for installation on a column or projecting wall bracket. Suitable for interior and exterior locations.

INSTALLATION

Surface fixed to wall. Power supply to clock movement and separate power supply to lamps through rear panel. Dials are removable: rear access for servicing and maintenance optional.



Deep case dimensions.



Deep case with Roman Convex dial.

GRP CASE MATERIAL

Colour impregnated GRP, UV light resistant crystic resin gel coat. Standard colour: black. Any other BS and RAL colour or metallic effects such as bronze or silver are available to order.

ALUMINIUM CASE MATERIAL

Aluminium specification: 6082 T6 to BS1471. Paint finish: etch primer followed by 2-pack low-bake acrylic enamel.

ACRYLIC COVERS

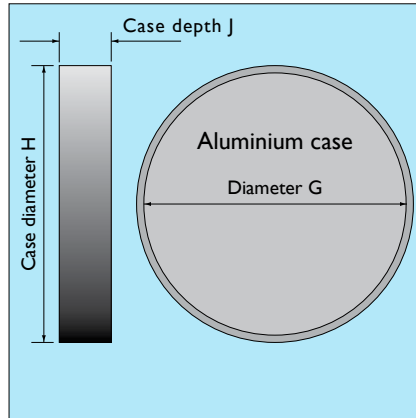
Convex clear acrylic covers are available as an option, and are best suited for use with our range of Inscribed dials shown on page 4.

DIMENSIONS AND WEIGHTS

Overall dimensions are given in millimetres,

* Weights are for a complete clock unit including dial, movement, hands and lighting.

† Custom aluminium cases can be manufactured, up to 2,400mm diameter.



Aluminium case dimensions.



Aluminium case with backlit STERLING Inscribed dial and clear acrylic cover.

Dial size	Slim GRP case				Deep GRP case				† Aluminium case			
	A	B	C	*Kg	D	E	F	*Kg	G	H	J min/std	*Kg
1'6"	463	498	72.5	10.5	463	578	166	13.0	515	519	150/300	15.5
2'0"	620	655	72.5	12.5	620	741	166	14.5	681	685	150/300	18.0
2'6"	770	805	72.5	16.5	770	890	192	17.0	837	841	150/300	23.0
3'0"	930	965	72.5	22.5	930	1,090	220	23.5	1,006	1,010	150/300	30.0
3'6"	1,075	1,110	72.5	28.5	1,075	1,198	225	30.0	1,171	1,175	150/300	37.0
4'0"	1,321	1,356	72.5	35.5	1,321	1,465	273	37.5	1,321	1,325	150/300	42.0