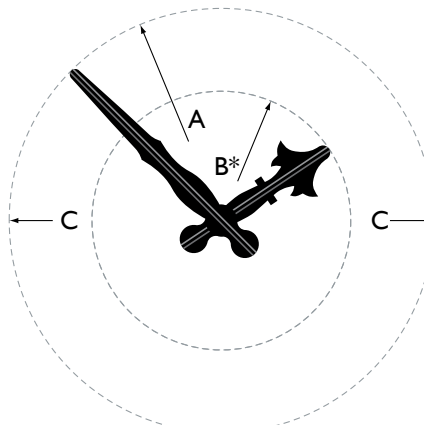
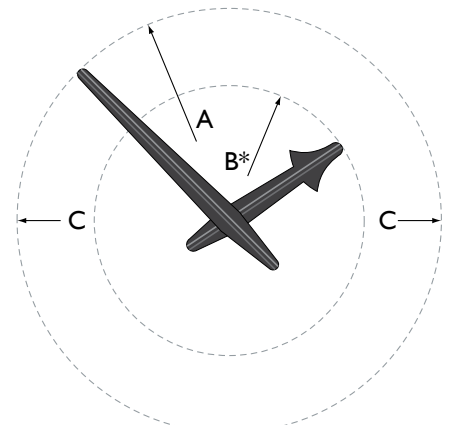




H101 hands on a backlit Roman Skeleton dial.



H101



H102

## Hands

All designs of hand are externally balanced with a weight concealed behind the short extension beyond the centre. This ensures reliable operation of the clock movement.

Hands are strengthened with a centre rib and have a boss with two screws for securing to the drive shaft.

### MATERIALS AND FINISH

Manufactured from aluminium, anodised for maximum corrosion resistance. Nickel plated brass boss.

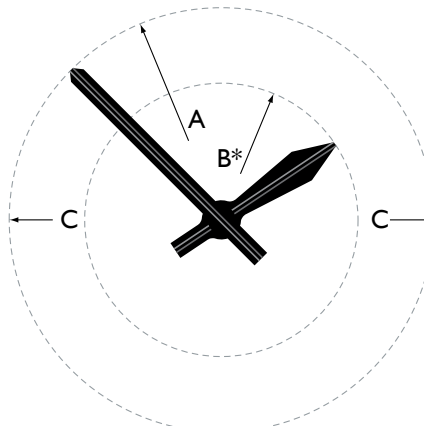
Paint finish: etch primer followed by 2-pack low-bake acrylic enamel.

Gilding where applicable is in 23 1/2 carat double thickness gold leaf.

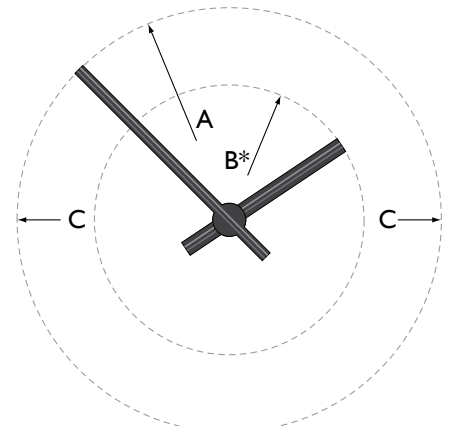
### DIMENSIONS

- A Minute hand centre to tip
- B Hour hand centre to tip (may vary slightly according to actual hand style)
- C Minute hand tip sweep diameter

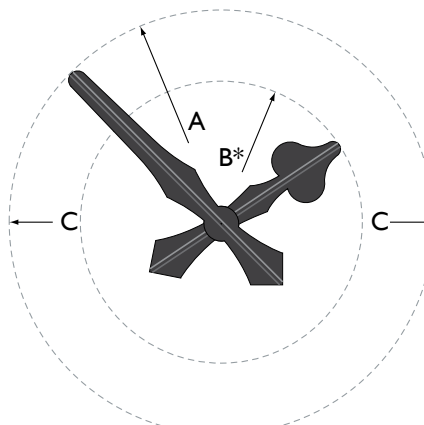
dial	A	B	C	weight(kg)
1'6"	195	130	390	0.1
2'0"	274	168	548	0.2
2'6"	346	220	692	0.3
3'0"	415	254	830	0.4
3'6"	490	315	980	0.5
4'0"	552	355	1,105	0.7
4'6"	629	405	1,258	0.9
5'0"	692	452	1,385	2.7
5'6"	765	500	1,530	3.0
6'0"	842	547	1,685	3.6
6'6"	908	570	1,816	4.6



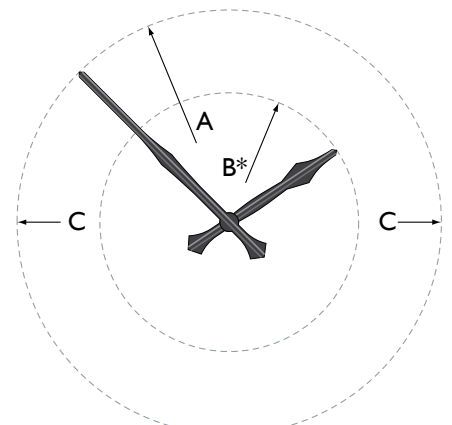
H104



H106



H109



H110