




Backlit skeleton dial with gold leaf.



Black Roman Skeleton dial with translucent opal or white backing.



Black Roman Skeleton dial with gold leaf, translucent opal or white backing.

Roman Skeleton Dials

Traditional design backed with translucent opal acrylic. Optional opaque white GRP backing, or no backing to reveal wall finish. Centre star option on dials 1,072mm dia. and above. Interchangeable hand designs.

INSTALLATION

Surface fixed to wall or panel. May be incorporated in clock case or surround (see page 6). For rear illumination an aperture (diameter W) is required behind the dial. For even light coverage we recommend a minimum of 230mm from the rear of the dial to the lamps.


MATERIALS AND FINISH

Colour impregnated GRP, UV light resistant resin gel coat. Translucent backing in grade 050 opal acrylic for backlighting.

DIMENSIONS

Standard sizes are shown in the table below. Larger sizes can be made to order, but tooling may be required.

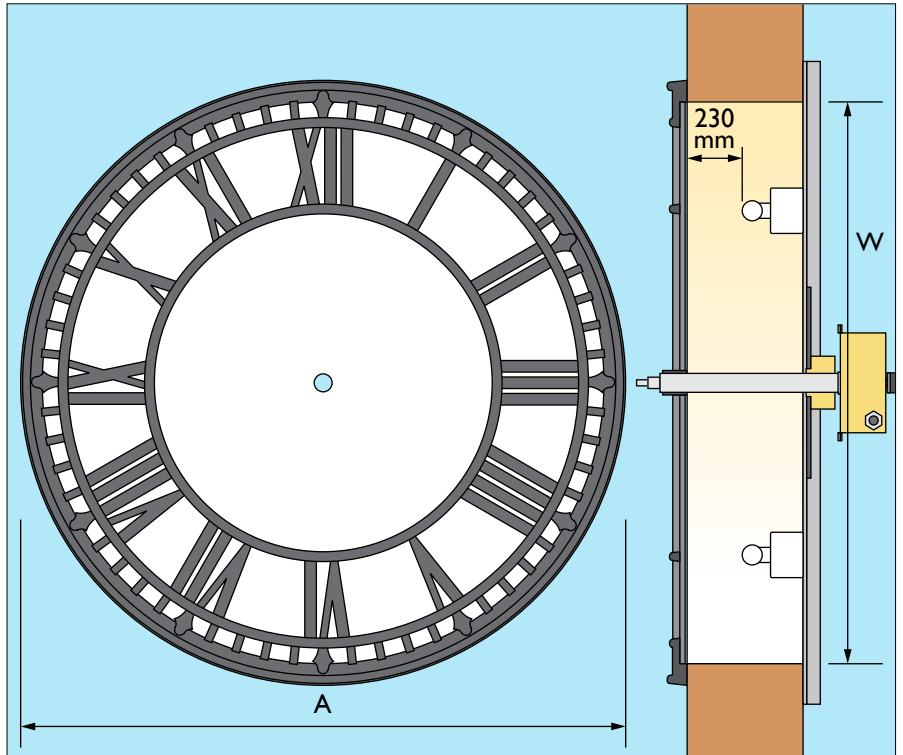
size	A	W	weight (kg)
1'6"	458	420	1.0
2'0"	615	555	1.4
2'6"	765	720	1.9
3'0"	923	865	2.7
3'6"	1,072	1,012	4.5
4'0"	1,218	1,160	8.2
4'6"	1,378	1,300	11.7
5'0"	1,530	1,445	15.8
5'6"	1,678	1,600	20.3
6'0"	1,850	1,740	25.0
6'6"	2,018	1,905	29.2



Black Roman Skeleton dial with gold leaf and no backing, to reveal wall finish.



Roman Skeleton dial with the centre star option available on dials 1,072mm and above.



Roman Skeleton dial overall dimensions and typical installation (method 4, as shown on page 7).