



Elegance turret, copper roof style 3



Heritage turret, roof style 2, illuminated skeleton dials and special windvane



Heritage turret, roof style 4



Elegance turret, roof style 2



Heritage turret, roof style 1, custom colour



False louvres on Heritage turret



Ventilation louvres on Elegance turret



False louvres on Elegance turret

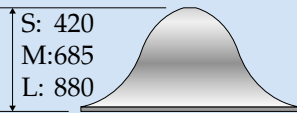
Standard GRP Turrets

With clock, windvane, finial and louvre options

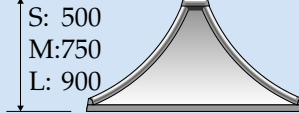


Tower & Feature Clocks ♦ Architectural Metalwork ♦ Custom GRP Structures ♦ Clock Conservation & Maintenance

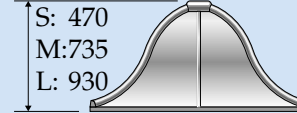
Roof options
for all three turret sizes



Roof style 1
semi-matt finish



Roof style 2
hand dressed lead effect finish




Roof style 3
hand dressed lead effect finish



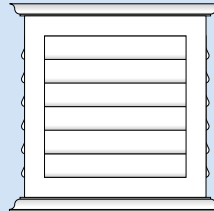
Roof style 4
semi-matt finish

Panel options
for all three turret sizes

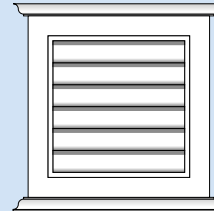
(Note: number of louvres or divisions will vary depending on turret size. Medium size illustrated)



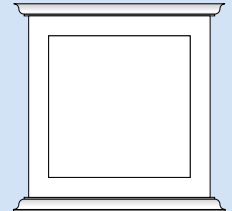
Weatherboard



False louvre



Ventilation louvre
Open air area per panel (square millimetres)
Small: 53,295
Medium: 93,090
Large: 174,580

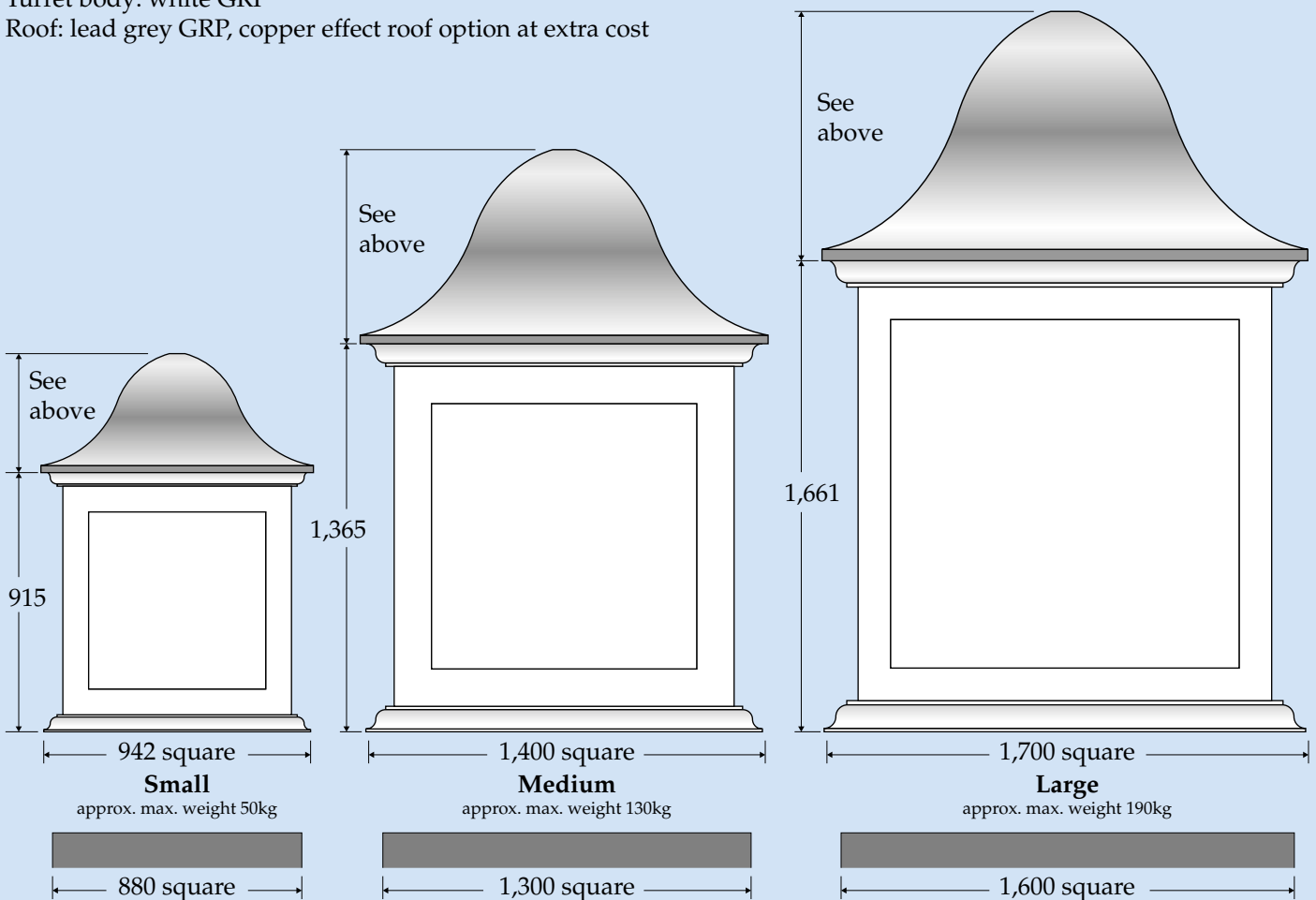


Plain
Suitable for a clock dial

Colour scheme:

Turret body: white GRP

Roof: lead grey GRP, copper effect roof option at extra cost



Timber framed ridge box to be provided by site contractor. Maximum sizes shown, inclusive of lead flashing.

Ridge box **must** have central aperture for installation and maintenance access.

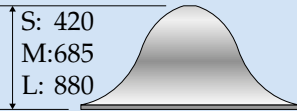
At least 100mm height must be allowed from top of roof ridge to top surface of ridge box.

A full fixing kit with high quality plated fixings is supplied with each turret.

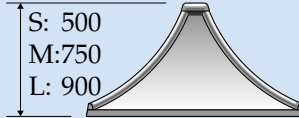
Fixing instructions are supplied with confirmation of order.

Heritage turret range overall dimensions: Scale 1:25 approx

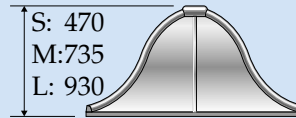
Roof options
for all three turret sizes



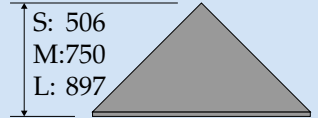
Roof style 1
semi-matt finish



Roof style 2
hand dressed lead effect finish



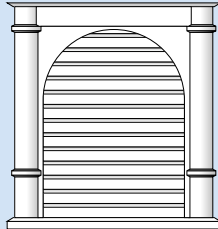
Roof style 3
hand dressed lead effect finish



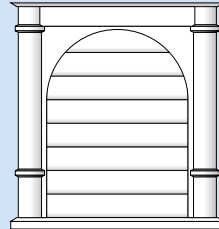
Roof style 4
semi-matt finish

Panel options
for all three turret sizes

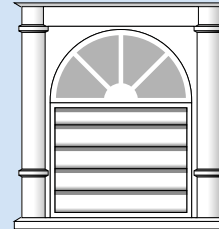
(Note: number of louvres or divisions will vary depending on turret size. Medium size illustrated)



Weatherboard

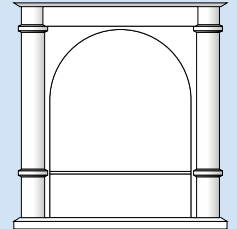


False louvre



Ventilation louvre

Open air area per panel (square millimetres)
Small: 42,636
Medium: 74,472
Large: 124,700

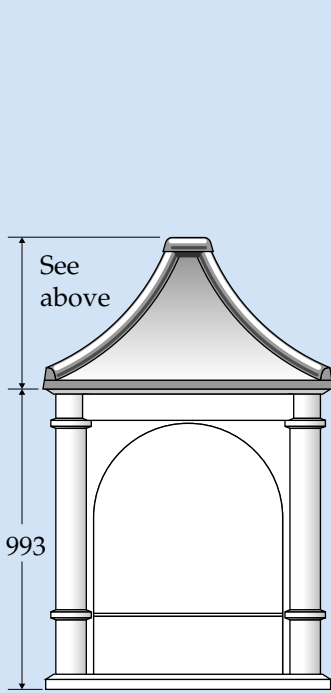


Plain
Suitable for a clock dial

Colour scheme:

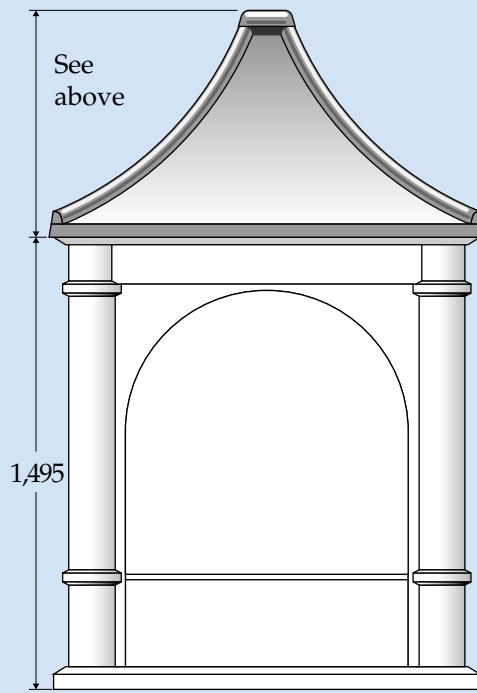

Turret body: white GRP

Roof: lead grey GRP, copper effect roof option at extra cost



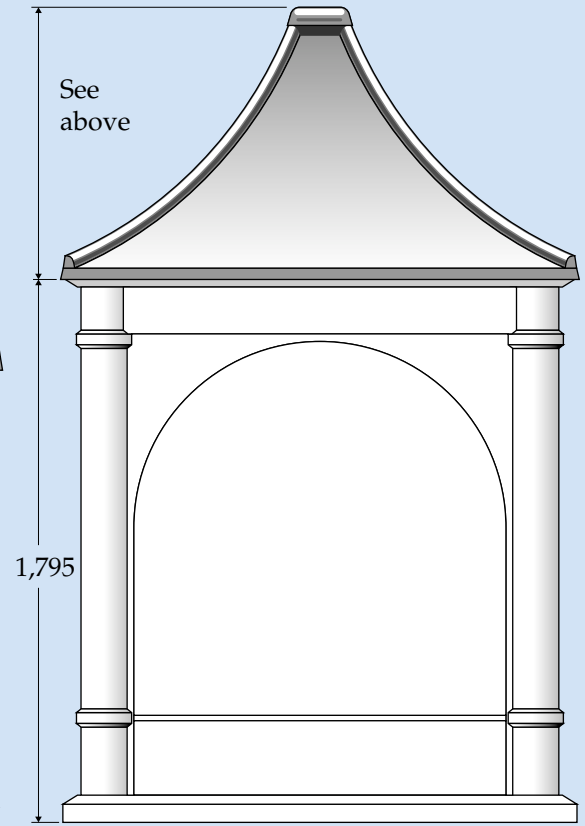

Small

approx. max. weight 60kg




Medium

approx. max. weight 140kg



Large

approx. max. weight 200kg



Timber framed ridge box to be provided by site contractor. Maximum sizes shown, inclusive of lead flashing.


Ridge box **must** have central aperture for installation and maintenance access.

At least 100mm height must be allowed from top of roof ridge to top surface of ridge box.

A full fixing kit with high quality plated fixings is supplied with each turret.

Fixing instructions are supplied with confirmation of order.

Elegance turret range overall dimensions: Scale 1:25 approx




Convex dial, BS 20D45 blue & gold leaf

Convex clock dials include hands and movement. GRP dial with raised numerals, minute marks and hands in 23¹/₂ carat double thickness gold leaf (except on white dial). Standard colours blue, green, red, black and white, any other BS or RAL colour available.



BS 14C39 green & gold



BS 04D45 red & gold



Black & gold



White & black



Skeleton dial with gold leaf option

Skeleton clock dials include black GRP cast style skeleton dial, movement, opal acrylic backing and black hands.

Optional extras: gold leaf finish to the three dial rings, photocell controlled backlighting.

Windvane: High specification, non-ferrous materials, self lubricating bearings for long life. Range of standard designs, custom designs available to special order.

Finials: Lead grey GRP, black or copper colour options. Optional lightning conductor tips.

Clock movements: manufactured in-house to the highest quality heavy duty outdoor specification.

Synchronous movements with power failure backup systems: Quartz controlled, for up to four clock movements. Accuracy regulated by power supply. **Auto Restart Unit** stops clock hands after power failure and restarts them after 12 hours. Automatic summer/winter changeover stops hands for 1 or 11 hours as required. **Inverter Charger System** as Auto Restart, with battery backup to keep hands moving for up to 24 hours. After 24 hours, reverts to restart mode.

Impulse movements with master clock control units: Quartz-control, with radio synchronisation or GPS control for up to four clock movements. Accuracy ± 1 second/month. Summer/winter changeover, and fast forward controls.

Electronic bell sound systems: realistic sound with high quality amplifier and speakers. Westminster chimes, hour striking, timer controlled night silencing. Programmable options include angelus, funeral toll, single toll, and a choice of adding 250 tunes.

Wiring requirements: AC single phase, 13A capacity. This caters for all options.

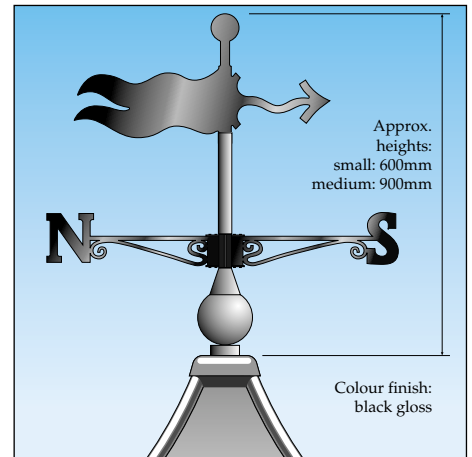
Quality and after sales support: All products in this brochure are manufactured in-house from UK-sourced components and materials controlled by our own Total Quality Management system. An installation kit with instructions is supplied with order. Nationwide installation service and annual maintenance contracts are available.

Warranty: 12 months on turrets, clock dials, windvanes and finials, 2 years on clock movements and control systems.

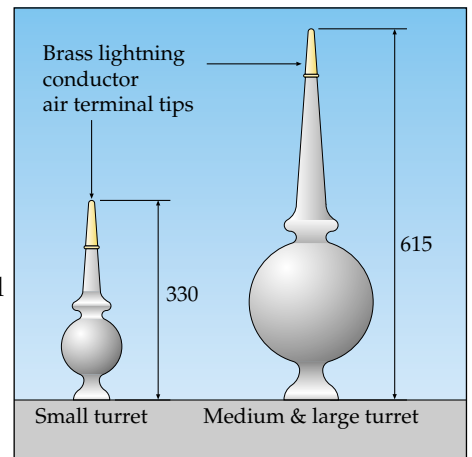
Custom designs: turrets, windvanes, finials and clock dials can be made in-house to client's specification, or from our extensive range of stock tooling.

Full details of our movements, synchronous power failure backup systems, impulse/master clock systems, maintenance contracts and design service are available on request.

Please note that the design, price and specification of our products may vary without prior notice. Illustrated colours are for guidance only – please refer to an appropriate colour chart.



Standard windvane



GRP finials

The Smith of Derby Group is a global leader in clock based architectural features with a heritage dating back to 1690.



JOHN SMITH & SONS *Established 1856*
112 Alfretton Road, Derby DE21 4AU UK
Tel: +44 (0)1332 345569 Fax +44 (0)1332 290642
e-mail: sales@smithofderby.com

J B JOYCE & CO *Established 1690*
Station Road, Whitchurch, Shropshire SY13 1RD
Tel: 01948 662817 Fax 01948 665068
e-mail: sales@jbjoyce.com

WILLIAM POTTS & SONS *Established 1833*
112 Alfretton Road, Derby DE21 4AU UK
Tel: 01332 345569 Fax 01332 290642
e-mail: sales@pottsofleeds.com

JOHN SMITH & SONS IRELAND
44 Ashleigh Gardens, Skehard Road, Blackrock,
Cork Tel: 021 429 3372 Fax 021 429 1588
e-mail: smithire@gofree.indigo.ie

© Copyright Smith of Derby Ltd 2003. We reserve the right to vary the design, price and specification of our products without prior notice.